

2015 (1990) 1 1

2015



2002





MDG

...

**Progress in
drinking water
coverage, 1990-
2002
(UNICEF/WHO
JMP)**

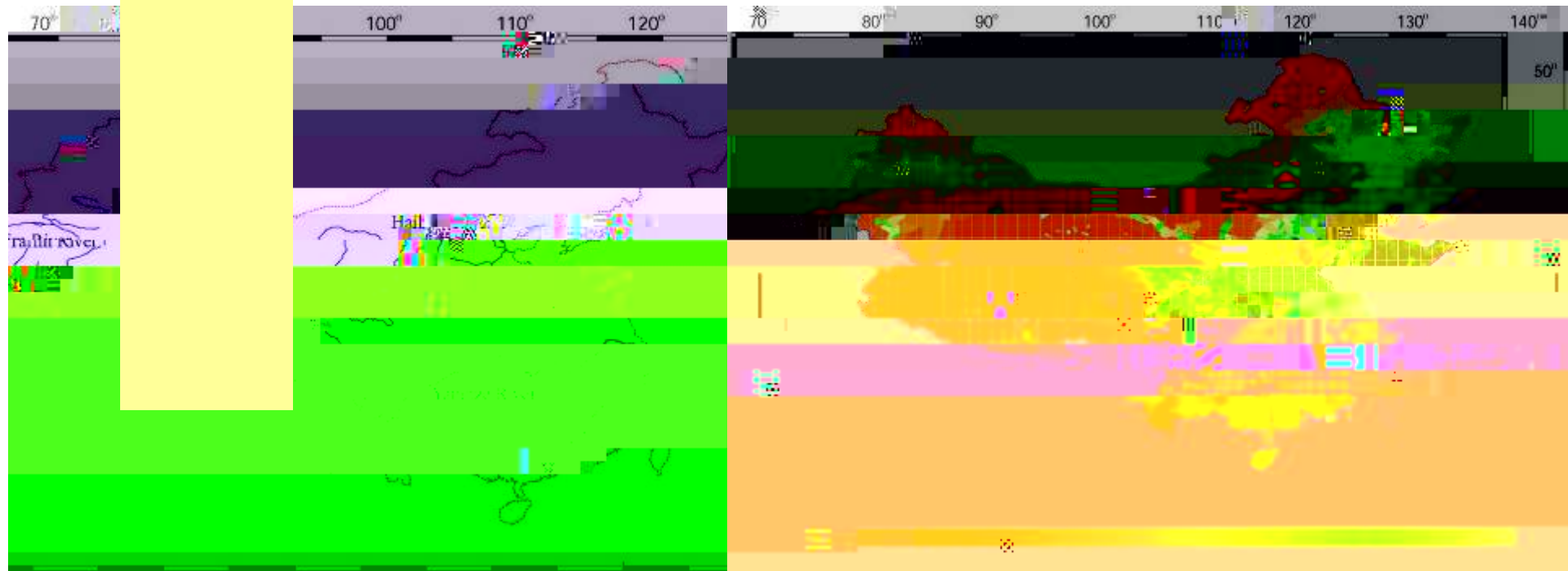
<http://hy>





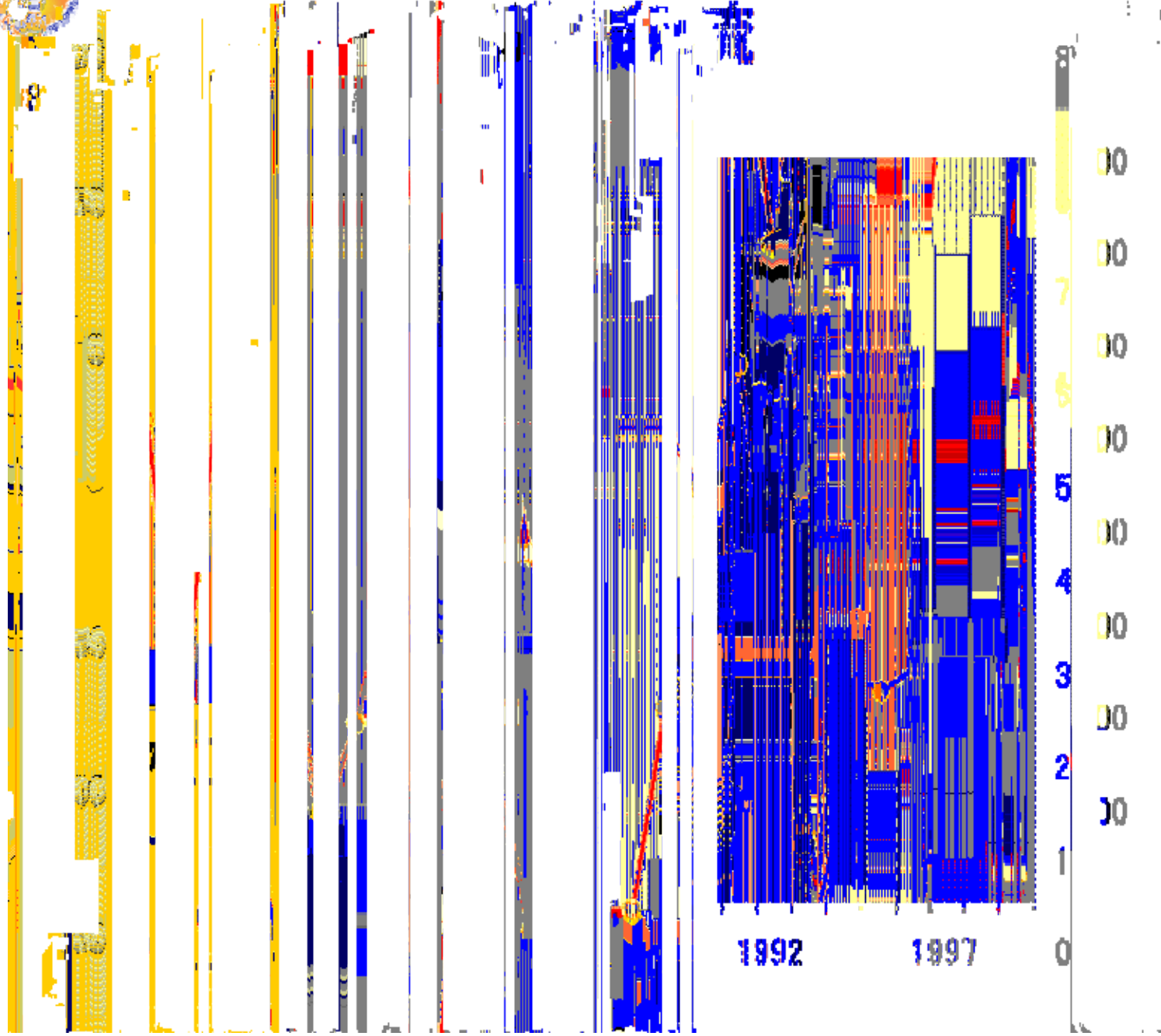
<http://hydro.iis.u-tokyo.ac.jp/>







断流



断流断流区間長 (km)



1992

1997

8
7
6
5
4
3
2
1
0

1. **የግብርና ጥገና**
2. **የግብርና ጥገና**
3. **የግብርና ጥገና**
4. **የግብርና ጥገና**
5. **የግብርና ጥገና**
6. **የግብርና ጥገና**
7. **የግብርና ጥገና**
8. **የግብርና ጥገና**
9. **የግብርና ጥገና**
10. **የግብርና ጥገና**


<http://hydro.iis.u-tokyo.ac.jp/>








AR4

G					?
	H				
G					?
	H	20			
		[90%]			
G					?
	H	20	2	0.2 0	
				2000	
10		0.1			





<http://hydro.iis.u-tokyo.ac.jp/>



<http://hydro.iis.u-tokyo.ac.jp/>



[Redacted]

G

[Redacted]

[Redacted]



<http://hydro.iis.u-tokyo.ac.jp/>



